

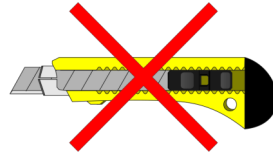
Titan 'EDGE' Installation Guide



Tools Required



Lift the roof near to the timber kerb before removing the timber packing and protection tape. Do not use a blade to remove packaging.




Remove any loose debris from the upstand and apply a generous bead of sealant to eliminate any drafts.

Make sure the roof has an overhang all round, to allow water to discharge.

Centralise the inside of the roof with the internal upstand, this will allow the plasterboard to fit neatly into the plasterboard pocket.

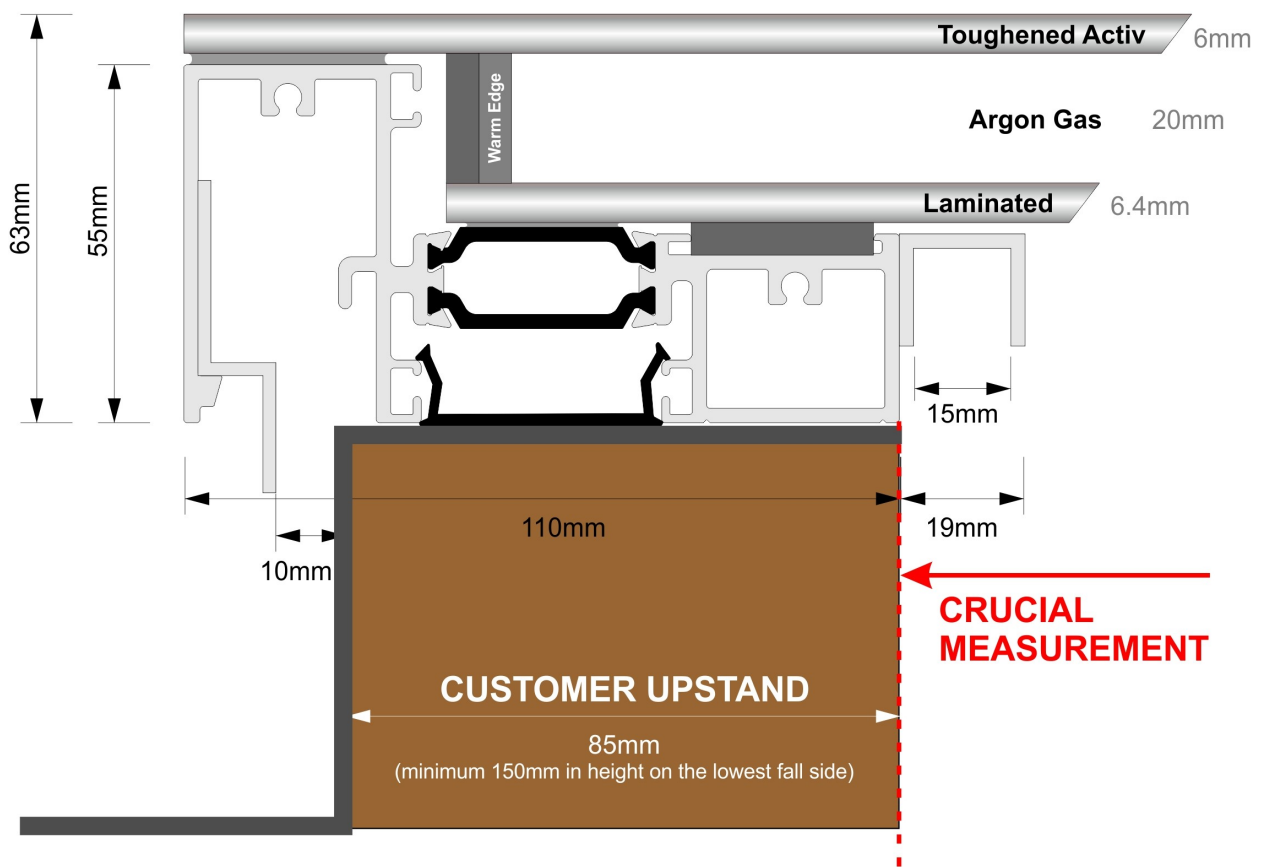
Bend the fixing straps down to the upstand and secure.



TITAN
ALUMINIUM

Titan 'EDGE'

Kerb Upstand Detail



TITAN
ALUMINIUM

TITAN
ALUMINIUM